
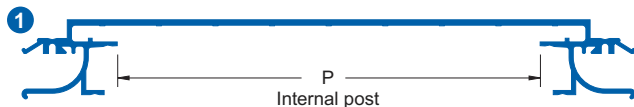


Self hinging double sided cabinets



**BSHD-M1020** Medium cabinet



**Cabinet size before structural reinforcement or sag bars are required:**

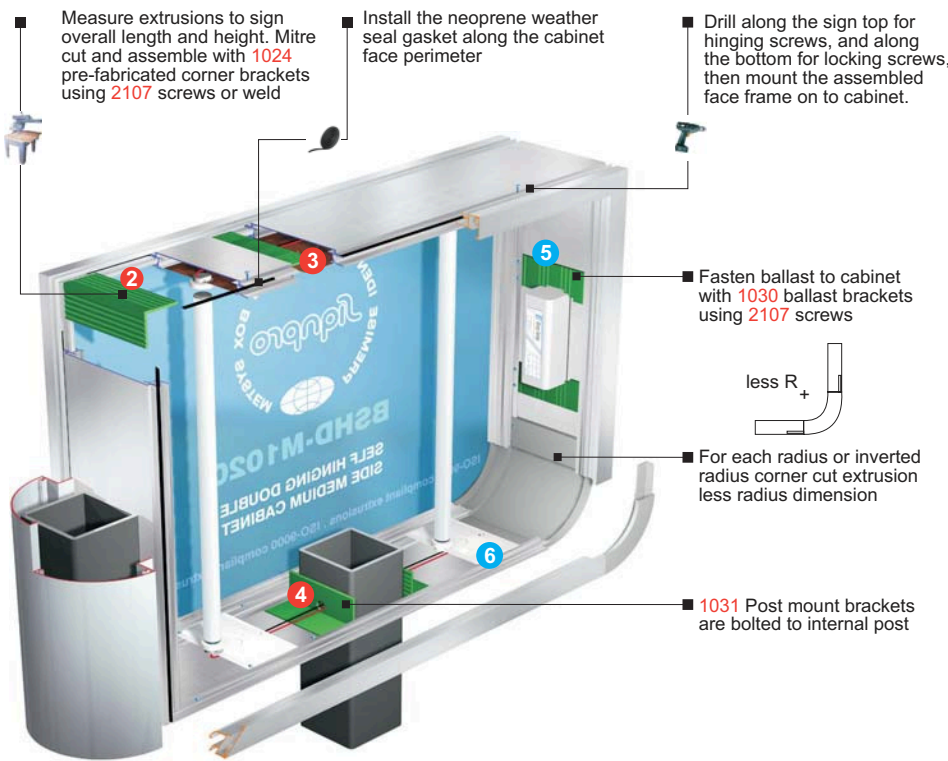
- H: Up to 9'-0" [2.743m]
- W: 7'-0" [2.133m]
- D: Overall depth varies depending on face frame. see reverse page
- P: Up to 6" [153mm]
- Recommended up to 6'-0" [1.828m] span with no additional support*

- Lamp spacing:** 10" [25cm] spacing between lamps is recommended for even illumination
- Wiring:** Accommodates wiring raceways pre-punched socket holes @ 2" [51mm] centers
- Ordering:** Extrusions sold in 22'3" lengths unless otherwise specified





Cutting Tools

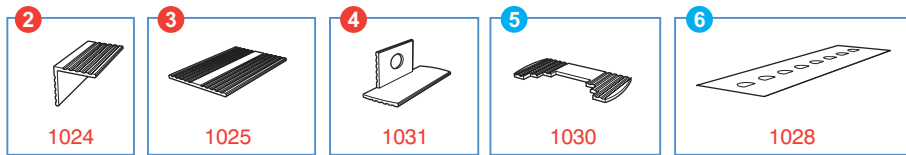


Assembly Tools



Common components

- 2105**  Neoprene gasket (self adhesive) weather seal used with all Signpro cabinets
- 2107**  #8 x 5/16" socket screw used on all systems to secure assembly brackets and raceways
- 2106**  Stainless set screws 1/4" x 3/4" used as frame hinging and locking screws
- 2106A**  Robertson S.S. screws #10 x 24 x 11/16" used as alternative to 2106



**Cabinet Extrusions** For custom finishes call your distributor

Product No.	Description	Finish	Pack Qty.
<b>BSHD-M1020</b>	Double sided cabinet	Mill finish	2
<b>BSHD-M1021</b>	Double sided cabinet	Clear Anodized	2

**Assembly Brackets**

<b>1024</b>	Corner Bracket	20
<b>1025</b>	Joiner Bracket when longer than 22'3"	16
<b>1031</b>	Post Mount Bracket	20

**Wire Management Raceways**

<b>1028</b>	Raceway covers [sold in 8' lengths]	Painted Steel	20
<b>1030</b>	Ballast brackets		30

Wire management raceways are sold as painted galvanized steel. Also available in unpainted steel and unpainted aluminum by special order. Call your distributor.

**Common system components**

Product No.	Description	Pack Qty.
<b>2105</b>	Weather seal gasket (sold per 50')	20
<b>2108</b>	Snap-in-bushing SB-625-8 5/8"	250
<b>2109</b>	Snap-in-bushing SB-500-8 1/2"	250
<b>2107</b>	#8 x 5/16" socket screw	2000
<b>2106</b>	Stainless set screw 1/4" x 3/4"	100
<b>2106A</b>	Robertson S.S. screw #10 x 24 x 11/16"	100